

A rhythm notation for djembe and dundun drums

Michał Gasewicz

April 29, 2023

Djembe sounds

- Bass

Djembe sounds

- Bass
- Tone

Djembe sounds

- Bass
- Tone
- Slap



Dunduns

- Kenkeni

Dunduns

- Kenkeni
- Sangban

Dunduns

- Kenkeni
- Sangban
- Dununba

Dundun sounds

- Open

Dundun sounds

- Open
- Closed

Basic djembe notation

- (B)ass
- (T)one
- (S)lap

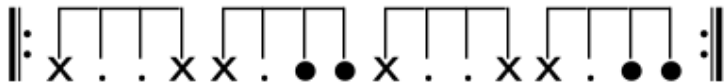
Popular accompaniment
S..SS.TTS..SS.TT

Popular accompaniment
ta..tata.tututa..tata.tutu

Popular accompaniment

S	.	.	S	S	.	T	T	S	.	.	S	S	.	T	T
r	.	.	l	r	.	r	l	r	.	.	l	r	.	r	l

Popular accompaniment



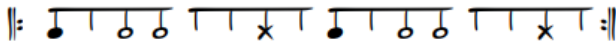
Popular accompaniment

The image shows a musical staff in 2/4 time. The first measure contains a whole rest. The second measure begins with a double bar line and repeat dots. The subsequent measures follow a repeating pattern: a quarter rest followed by a quarter note, a quarter rest followed by a quarter note, a quarter rest followed by a quarter note, and a quarter rest followed by a quarter note. This pattern repeats four times. The notation uses 'x' marks above the staff to indicate rests and solid black dots for notes. The lyrics 'pa ta pa go do pa ta pa go do pa ta pa go do pa ta pa go do' are written below the staff, aligned with the notes and rests.

R L R R L R L R R L R L R L R L R L R L
pa ta pa go do pa ta pa go do pa ta pa go do pa ta pa go do

Kuku accompaniment
B.TT..S.B.TT..S.

Kuku accompaniment



Kuku accompaniment

B	.	T	T	.	.	S	.	B	.	T	T	.	.	S	.
r	.	r	l	.	.	r	.	r	.	r	l	.	.	r	.

Kuku accompaniment

1	+	2	+	3	+	4	+	1	+	2	+	3	+	4	+
●		○	○			★		●		○	○			★	
✎		✎	✎			✎		✎		✎	✎			✎	
GU		Go	Do			pa		GU		Go	Do			pa	

Bell

X.X.X.X.X.X.X.X.

Bell

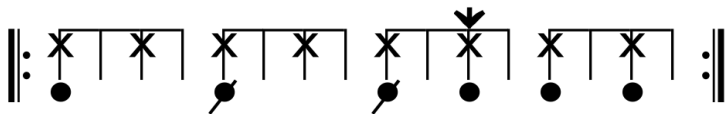
X.XX.XX.X.XX.XX.

Sangban
O.x.C.x.C.O.O.O.

Sangban

o	.	.	.	c	.	.	.	c	.	o	.	o	.	o	.
x	.	x	.	x	.	x	.	x	.	x	.	x	.	x	.

Sangban



Can we do it better with T_EX?

`\djembeFour{Akompaniament 3}{B TT_S B TT_S }`

Akompaniament 3

1	.	.	.	2	.	.	.	3	.	.	.	4	.	.	.
B		T	T			S		B		T	T			S	
r		r	l			r		r		r	l			r	

Kenkeni 2

1	.	.	.	2	.	.	.	3	.	.	.	4	.	.	.
x		x	x		x	x		x		x	x		x	x	
		o	o			c				o	o			c	

Signal + Break 1

1	.	.	.	2	.	.	.	3	.	.	.	4	.	.	.
F		T	T		T		T	T		T		T			T
		r	l		l		l	r		r		r			l
T			T	T		T		T		T		T			T
r			l	r		r		r		r		r			l
T		S	S												
r		r	l												

Set

1	.	.	.	2	.	.	.	3	.	.	.	4	.	.	.
					k	k							k	k	
								s				s			
d		d	d												d

Sunu for lefties

Akompaniament 3

1	.	.	.	2	.	.	.	3	.	.	.	4	.	.	.
B		T	T			S		B		T	T			S	
l		l	r			l		l		l	r			l	

Sunu with symbols

Akompaniament 3

1	.	.	.	2	.	.	.	3	.	.	.	4	.	.	.
*		○	○			●		*		○	○			●	
r		r	l			r		r		r	l			r	

Issues

- Different flams
- Rolls
- Repeating sections